

Entry Door Pull Handle

Material 316 Marine Grade Stainless Steel  
Insert Melunak (Plantation Grown Hardwood)



Product No.	Diameter mm	Projection mm	Length mm	Fixing Centres mm
MDZ 8495/A	32	77	2400	2240
MDZ 8495/B	32	77	2300	2140
MDZ 8495/C	32	77	2200	2040
MDZ 8495/D	32	77	2100	1940
MDZ 8495/E	32	77	2000	1840
MDZ 8495/F	32	77	1900	1740
MDZ 8495/G	32	77	1800	1640
MDZ 8495/H	32	77	1700	1540
MDZ 8495/I	32	77	1600	1440
MDZ 8495/J	32	77	1500	1340
MDZ 8495/K	32	77	1400	1240
MDZ 8495/L	32	77	1300	1140
MDZ 8495/M	32	77	1200	1040
MDZ 8495/N	32	77	1100	940
MDZ 8495/O	32	77	1000	840
MDZ 8495/P	32	77	900	740
MDZ 8495/Q	32	77	800	640
MDZ 8495/R	32	77	700	540
MDZ 8495/S	32	77	600	440
MDZ 8495/T	32	77	500	340
MDZ 8495/U	32	77	400	240

NOTE:

MDZ 8495/A to E to come with 3 stand offs (fixing points)

Special sizes available on request

Other timbers available on request

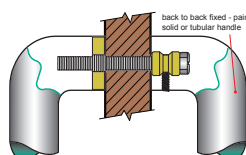


HOW TO SPECIFY

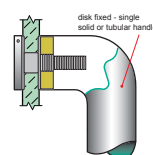
Product No. / Diameter / Projection / Finish / Fixing (refer diagram below)

eg: 8495A / 32 / 77 / SSS / TM

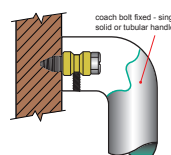
**B = BACK TO BACK FIX**



**D = DISK FIX**



**C = CONCEALED FIX**



PLEASE SPECIFY DOOR TYPE

**GD** - Glass doors

**TM** - Timber doors

**AL** - Aluminium doors