

Material 316 Marine Grade Stainless Steel

Product No.	Diameter mm	Projection mm	Length mm
MDZ 2019/K	19	69	1400
MDZ 2019/L	19	69	1300
MDZ 2019/M	19	69	1200
MDZ 2019/N	19	69	1100
MDZ 2019/O	19	69	1000
MDZ 2019/P	19	69	900
MDZ 2019/Q	19	69	800
MDZ 2019/R	19	69	700
MDZ 2019/S	19	69	600
MDZ 2019/T	19	69	500
MDZ 2019/U	19	69	400



HOW TO SPECIFY

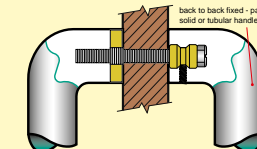
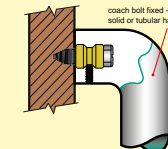
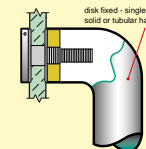
Product No. / Diameter / Finish / Fixing (refer diagram below)

eg: 2019K / 19 / SSS / D Fix GD

D = DISK FIXED

C = CONCEALED FIXED

B = BACK/BACK FIXED



PLEASE SPECIFY DOOR TYPE

GD - Glass doors

TM - Timber doors

AL - Aluminium doors