

Material 316 Marine Grade Stainless Steel

Product No.	Diameter mm		Length mm	Fixing Centres mm
MDZ 5200/K	16	14	1400	1240
MDZ 5200/L	16	14	1300	1140
MDZ 5200/M	16	14	1200	1040
MDZ 5200/N	16	14	1100	940
MDZ 5200/O	16	14	1000	840
MDZ 5200/P	16	14	900	740
MDZ 5200/Q	16	14	800	640
MDZ 5200/R	16	14	700	540
MDZ 5200/S	16	14	600	440
MDZ 5200/T	16	14	500	340
MDZ 5200/U	16	14	400	240

NOTE:
Special sizes available on request



HOW TO SPECIFY

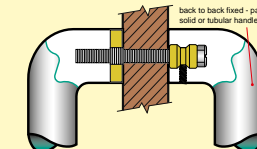
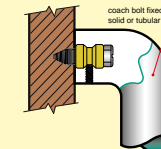
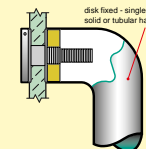
Product No. / Diameter / Finish / Fixing (refer diagram below)

eg: 5200K / 16 / SSS / D Fix GD

D = DISK FIXED

C = CONCEALED FIXED

B = BACK/BACK FIXED



PLEASE SPECIFY DOOR TYPE
GD - Glass doors
TM - Timber doors
AL - Aluminium doors