

Material 316 Marine Grade Stainless Steel

Product No.	Diameter mm		Projection mm		Offset mm		Length mm	Fixing Centres mm
MDZ 5250/K	16	14	50	48	85	80	1400	1240
MDZ 5250/L	16	14	50	48	85	80	1300	1140
MDZ 5250/M	16	14	50	48	85	80	1200	1040
MDZ 5250/N	16	14	50	48	85	80	1100	940
MDZ 5250/O	16	14	50	48	85	80	1000	840
MDZ 5250/P	16	14	50	48	85	80	900	740
MDZ 5250/Q	16	14	50	48	85	80	800	640
MDZ 5250/R	16	14	50	48	85	80	700	540
MDZ 5250/S	16	14	50	48	85	80	600	440
MDZ 5250/T	16	14	50	48	85	80	500	340
MDZ 5250/U	16	14	50	48	85	80	400	240

NOTE:
Special sizes available on request



HOW TO SPECIFY

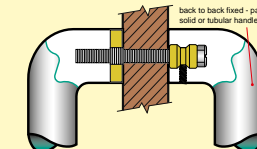
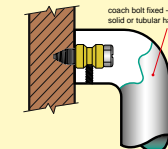
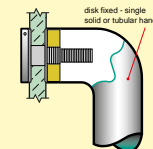
Product No. / Diameter / Finish / Fixing (refer diagram below)

eg: 5250K / 16 / SSS / D Fix GD

D = DISK FIXED

C = CONCEALED FIXED

B = BACK/BACK FIXED



PLEASE SPECIFY DOOR TYPE

GD - Glass doors

TM - Timber doors

AL - Aluminium doors