

Material 316 Marine Grade Stainless Steel

Product No.	Diameter mm	Projection mm	Offset mm	Length mm	Fixing Centres mm
MDZ 6250/G	19	65	90	1800	1640
MDZ 6250/H	19	65	90	1700	1540
MDZ 6250/I	19	65	90	1600	1440
MDZ 6250/J	19	65	90	1500	1340
MDZ 6250/K	19	65	90	1400	1240
MDZ 6250/L	19	65	90	1300	1140
MDZ 6250/M	19	65	90	1200	1040
MDZ 6250/N	19	65	90	1100	940
MDZ 6250/O	19	65	90	1000	840
MDZ 6250/P	19	65	90	900	740
MDZ 6250/Q	19	65	90	800	640
MDZ 6250/R	19	65	90	700	540
MDZ 6250/S	19	65	90	600	440
MDZ 6250/T	19	65	90	500	340
MDZ 6250/U	19	65	90	400	240

NOTE:
Special sizes available on request



HOW TO SPECIFY

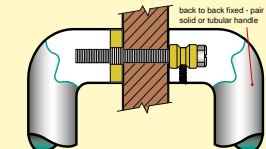
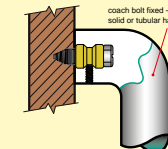
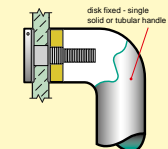
Product No. / Diameter / Finish / Fixing (refer diagram below)

eg: 6250G / 19 / SSS / D Fix GD

D = DISK FIXED

C = CONCEALED FIXED

B = BACK/BACK FIXED



PLEASE SPECIFY DOOR TYPE
GD - Glass doors
TM - Timber doors
AL - Aluminium doors